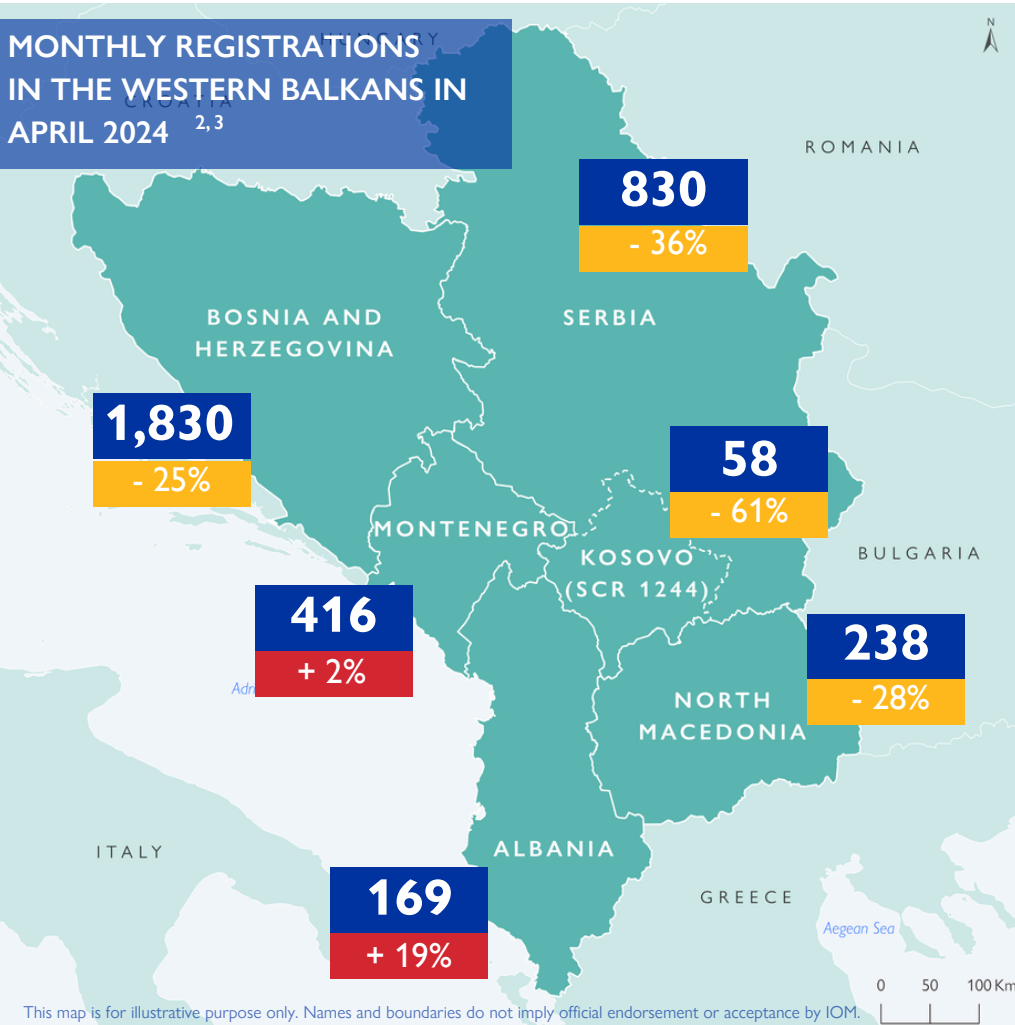


REGISTRATIONS ON ARRIVAL ¹

MONTHLY REGISTRATIONS IN THE WESTERN BALKANS IN APRIL 2024 ^{2,3}



3,541

REGISTRATIONS IN APRIL 2024

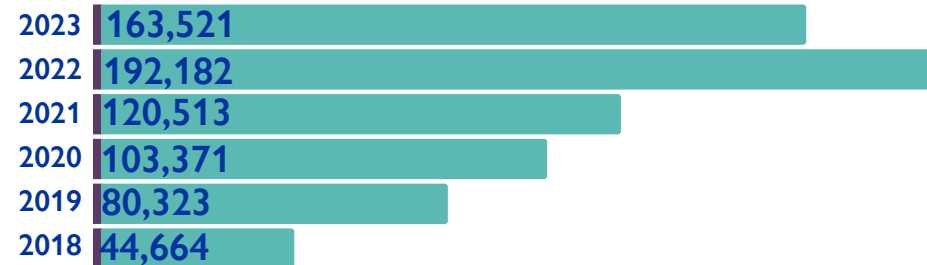
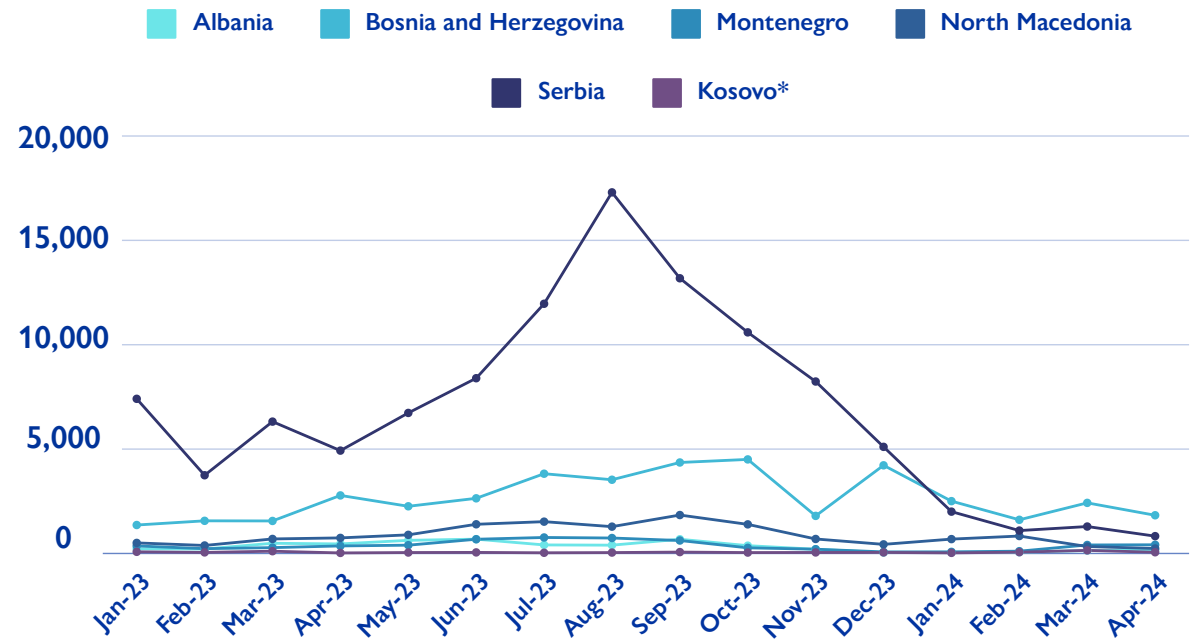
-25%

COMPARED TO MARCH 2024

18,787

TOTAL REGISTRATIONS ON ARRIVAL IN 2024

MONTHLY REGISTRATIONS ON ARRIVAL IN THE WESTERN BALKANS



This map is for illustrative purpose only. Names and boundaries do not imply official endorsement or acceptance by IOM.

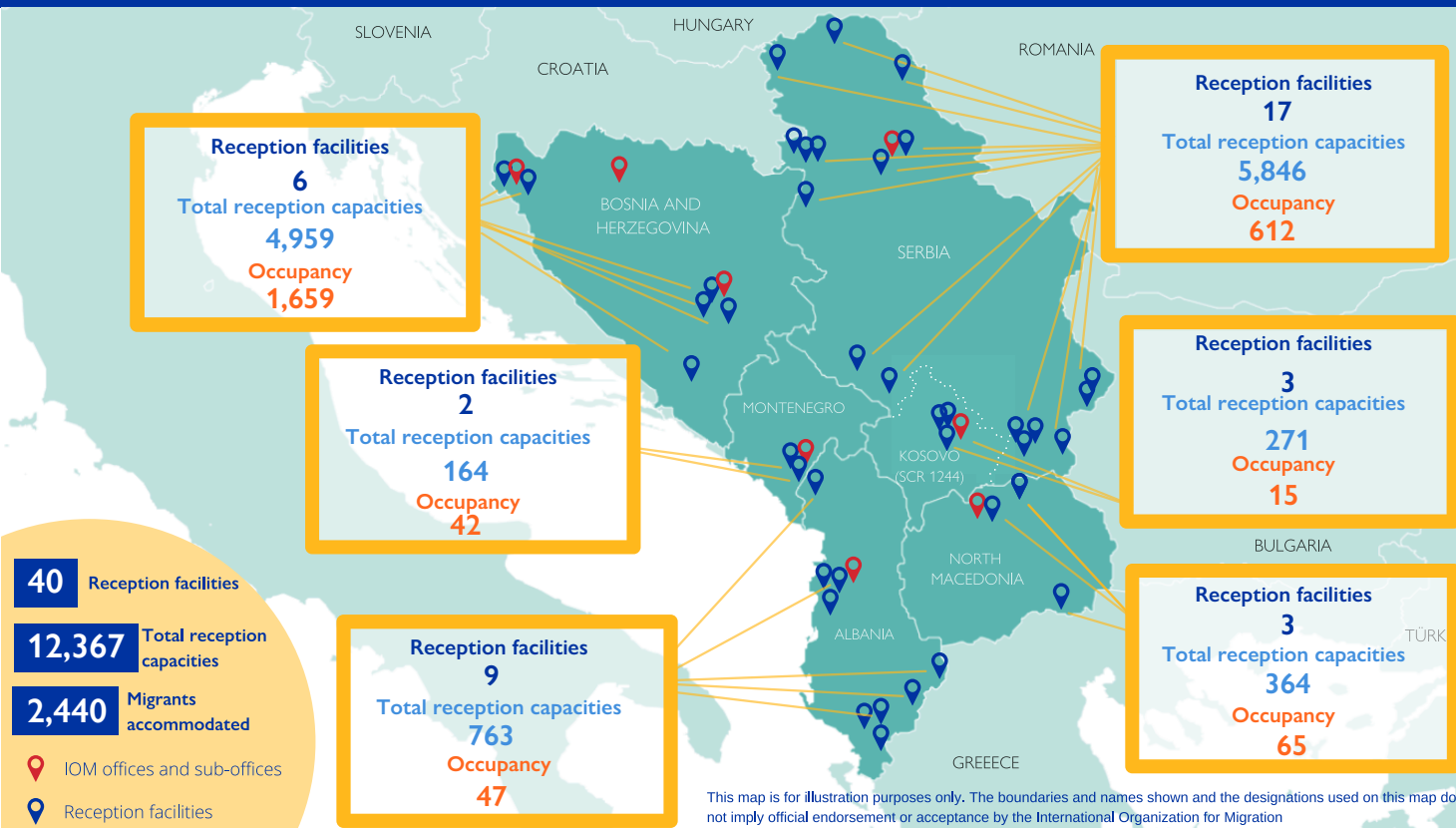
* References to Kosovo shall be understood to be in the context of the United Nations Security Council Resolution 1244 (1999).

1 Registrations refer to any interception and/or registration by an official authority of an irregular entry at the border, by sea, in airports, or on the territory.
 2 The data displayed in this brief is non-final and subject to consolidation. Please check the website below for more information: [Europe Arrivals | Displacement Tracking Matrix \(iom.int\)](https://www.iom.int/europe-arrivals-displacement-tracking-matrix)
 3 Monthly data on registrations are compared with previous month.

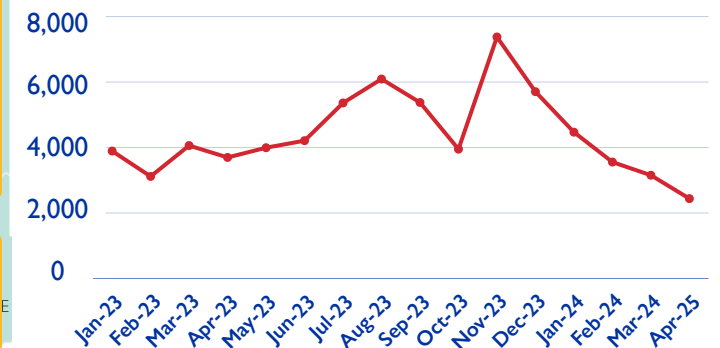
TOP 3 NATIONALITIES ON ARRIVAL IN APRIL 2024^{4,5}

Albania	Pakistan (28%)	↑ +21%	Nepal (14%)	↑ +1%	Egypt (11%)	↓ -2%
Bosnia and Herzegovina	Syrian Arab Republic (36%)	↓ -8%	Afghanistan (16%)	↑ +3%	Morocco (8%)	↓ -1%
Montenegro	Syrian Arab Republic (25%)	↓ -7%	Islamic Republic of Iran (14%)	↑ +9%	Morocco (10%)	↑ +5%
North Macedonia	Syrian Arab Republic (41%)	↓ -11%	Democratic Republic of the Congo (12%)	↑ +3%	Nepal (9%)	↑ +5%
Kosovo*	Morocco (53%)	↑ +45%	Syrian Arab Republic (26%)	↓ -38%	Algeria (7%)	—

MIGRANT RECEPTION FACILITIES - SNAPSHOT APRIL 2024^{6,7}



TRENDS IN FACILITIES' OCCUPANCY



⁴ Data on nationalities for registrations to Serbia are not available.

⁵ Percentage increases or decreases refer to the changes in the percentage share of nationalities, and not in total numbers, for previous reporting month, March 2024.

⁶ The data for Albania refer to the cumulative number of migrants registered in the existing structures in April as recorded by the Border and Migration Department within the Border Police of Albania.

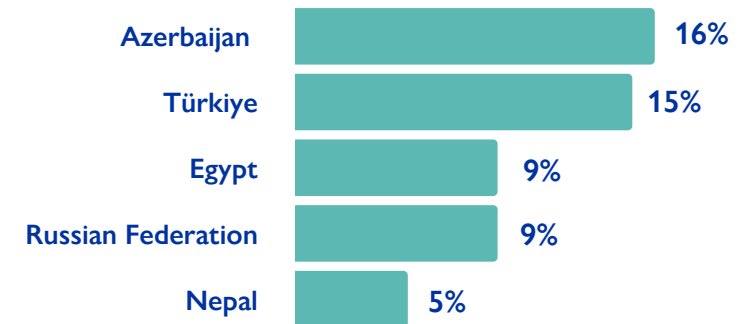
⁷ Based on the latest available data in April 2024.

VOLUNTARY RETURNS AND REINTEGRATION

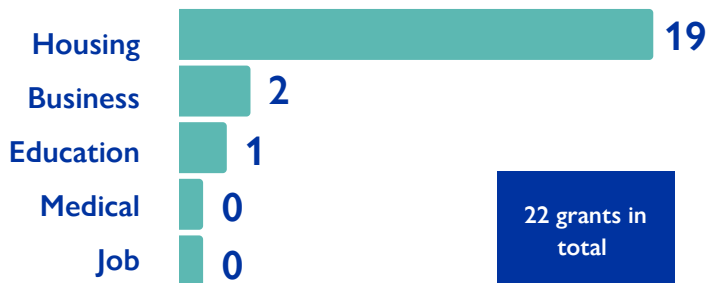
ASSISTED VOLUNTARY RETURNS FROM THE WESTERN BALKANS IN 2024

	Albania	Bosnia and Herzegovina	Montenegro	North Macedonia	Serbia	Kosovo*	Total
Total returns in 2024	2	67	23	1	36	4	133
Total returns 2016 - 2023	18	1,420	124	115	1,204	45	2,926

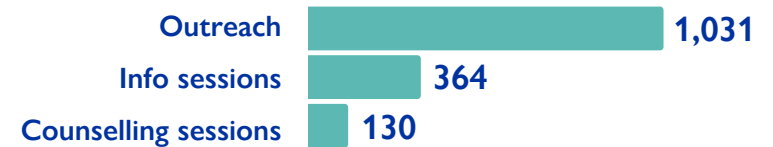
TOP COUNTRIES OF RETURN IN 2024



NUMBER OF IN-KIND REINTEGRATION GRANTS IN APRIL⁸



TOTAL NUMBER OF REACHED MIGRANTS IN APRIL



⁸ The total number of reintegration grants does not reflect the total number of grants per category as one reintegration package can include different categories.

IOM activities funded by:



Funded by the European Union



Norwegian Ministry of Foreign Affairs



MINISTRY OF FOREIGN AFFAIRS OF DENMARK



Ministry of Foreign Affairs and International Cooperation of Italy



UK Government