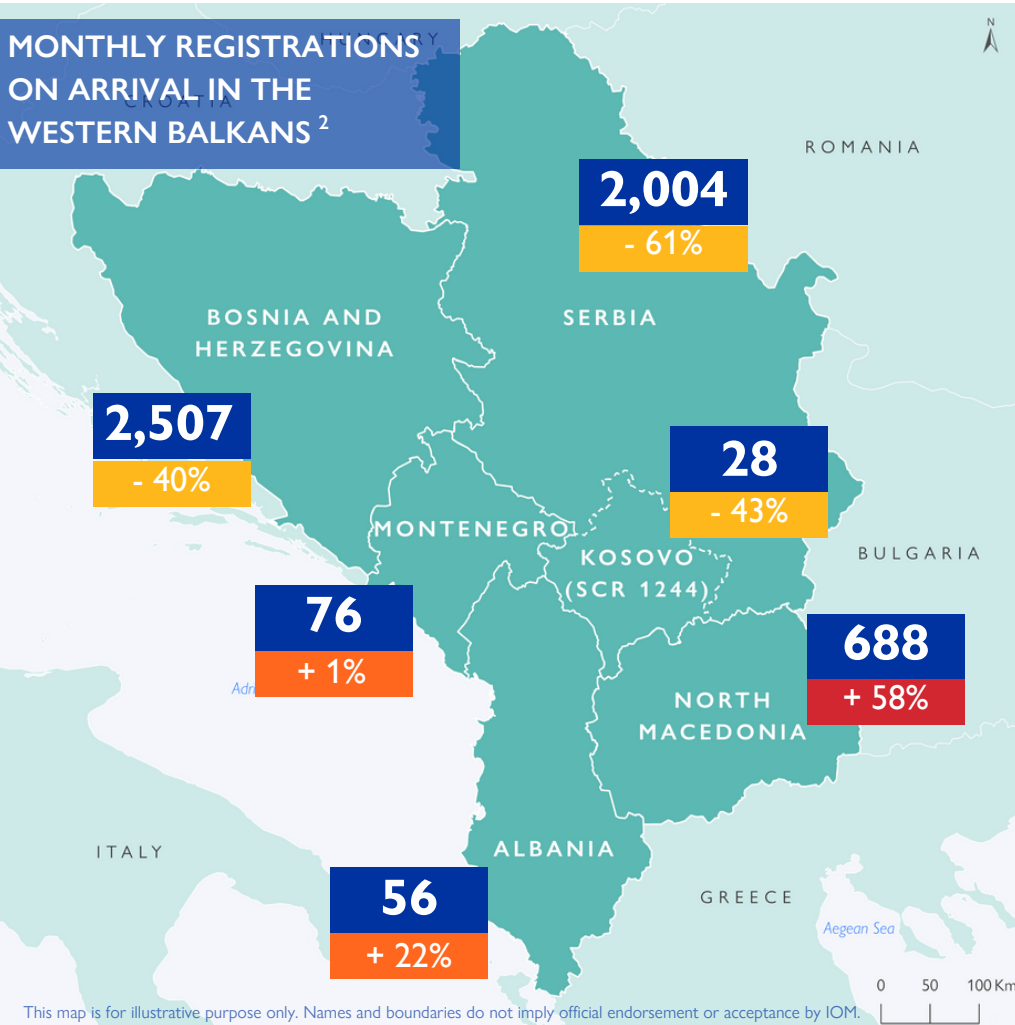


REGISTRATIONS ON ARRIVAL ¹

MONTHLY REGISTRATIONS ON ARRIVAL IN THE WESTERN BALKANS ²



5,359

REGISTRATIONS ON ARRIVAL IN JANUARY 2024

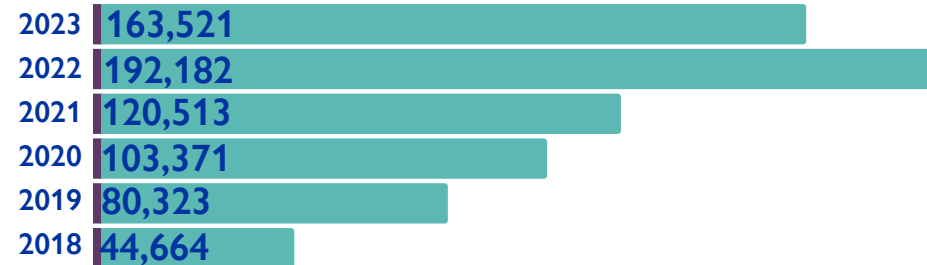
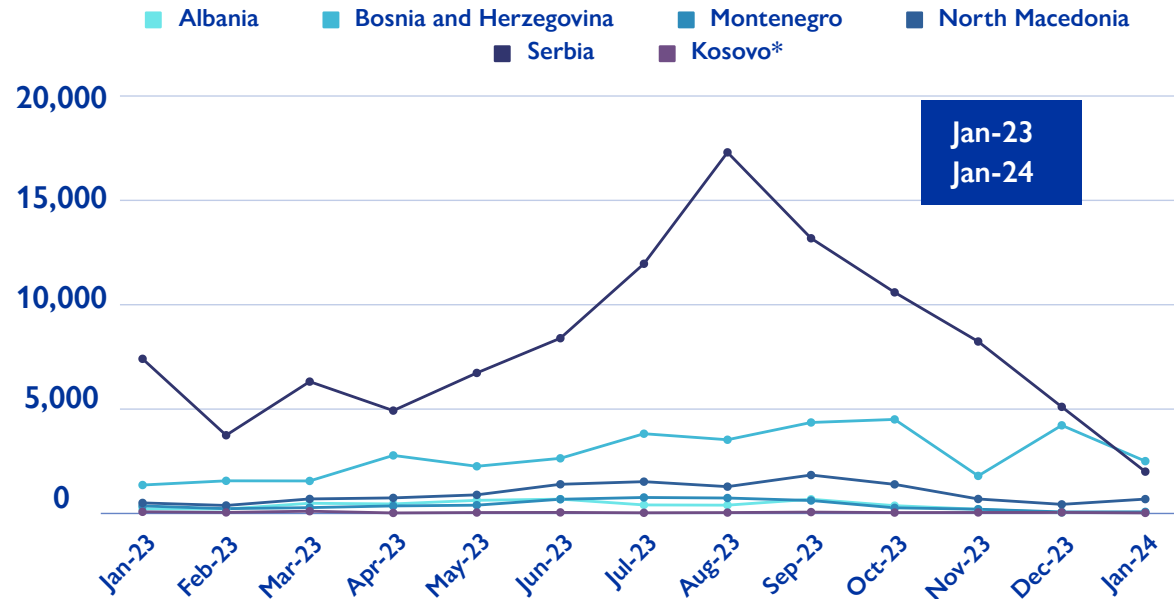
-46%

COMPARED TO DECEMBER 2023

5,359

TOTAL REGISTRATIONS ON ARRIVAL IN 2024

MONTHLY REGISTRATIONS ON ARRIVAL IN THE WESTERN BALKANS



Jan-23
Jan-24

This map is for illustrative purpose only. Names and boundaries do not imply official endorsement or acceptance by IOM.

* References to Kosovo shall be understood to be in the context of the United Nations Security Council Resolution 1244 (1999).

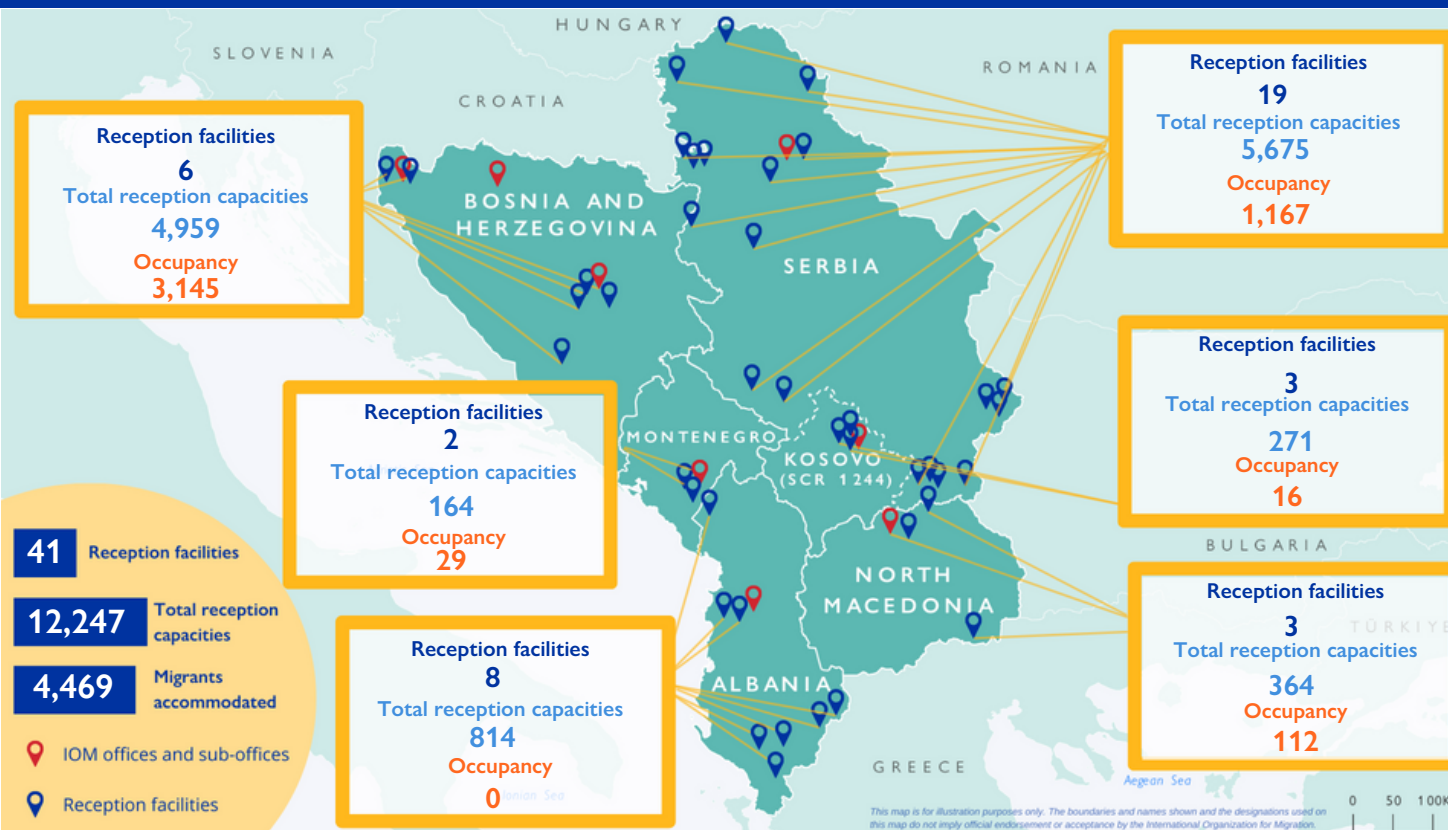
¹ "Registrations on arrival" refer to any interception and/or registration by an official authority of an irregular entry at the border, by sea, in airports, or on the territory.

² The data displayed in this brief is non-final and subject to consolidation. Please check the website below for more information: [Europe Arrivals](https://www.iom.int/europe-arrivals) | [Displacement Tracking Matrix](https://www.iom.int/displacement-tracking-matrix) (iom.int).

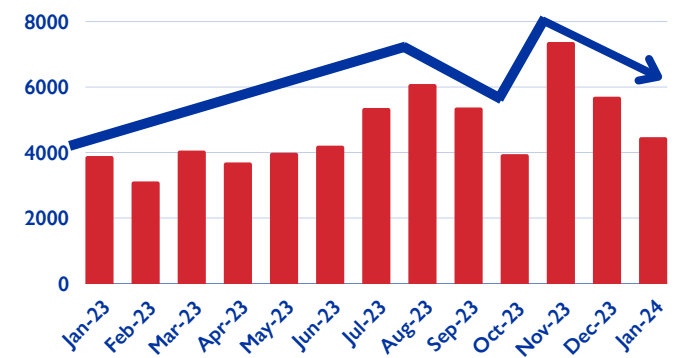
TOP 3 NATIONALITIES ON ARRIVAL IN JANUARY 2024 ^{3 4}

Albania	Syrian Arab Republic (54%) ↑ +34%	Sudan (13%)**	Nepal (7%) ↓ -23%
Bosnia and Herzegovina	Syrian Arab Republic (49%) ↑ +3%	Afghanistan (15%) —	Morocco (13%) ↓ -5%
Montenegro	Nepal (26%)**	Iran (Islamic Republic) (18%) ↓ -11%	Afghanistan/Morocco (13%) ↓ -10%/-11%
North Macedonia	Syrian Arab Republic (75%) ↑ +18%	Morocco (9%) ↓ -5%	Afghanistan (2%) ↓ -3%
Kosovo*	Morocco (50%) ↑ +11%	Syrian Arab Republic (14%) ↑ +8%	Palestinian Territories/Algeria (11%) ↑ +7% ↓ -8%

MIGRANT RECEPTION FACILITIES - SNAPSHOT JANUARY 2024 ^{5 6}



TRENDS IN FACILITIES' OCCUPANCY



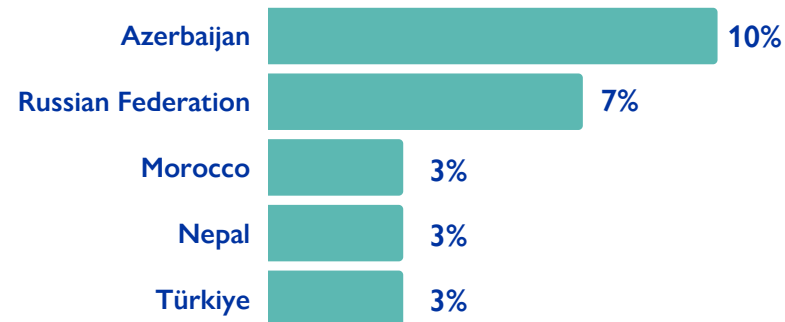
3 Data on nationalities on arrivals to Serbia is not available.
4 Percentage increases or decreases refer to changes in the percentage share of nationalities, and not in total numbers.
5 The data for Albania refer to the cumulative number of migrants registered in the existing structures in January by the Border and Migration Department within the Border Police of Albania.
6 Based on the latest available data in January 2024.
** No registrations were recorded in the previous month

VOLUNTARY RETURNS AND REINTEGRATION

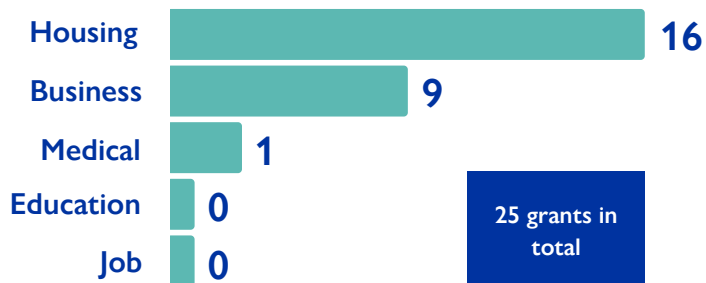
ASSISTED VOLUNTARY RETURNS FROM THE WESTERN BALKANS

	Albania	Bosnia and Herzegovina	Montenegro	North Macedonia	Serbia	Kosovo*	Total
Total returns in 2024	0	15	10	0	8	2	35
Total returns 2016 - 2023	18	1,420	124	115	1,204	45	2,926

TOP COUNTRIES OF RETURN



NUMBER OF IN-KIND REINTEGRATION GRANTS IN 2024⁷



TOTAL NUMBER OF REACHED MIGRANTS



⁷ The total number of reintegration grants does not reflect the total number of grants per category as one reintegration package can include different categories.

IOM activities funded by:



Funded by the European Union



Norwegian Ministry of Foreign Affairs



MINISTRY OF FOREIGN AFFAIRS OF DENMARK



Ministry of Foreign Affairs and International Cooperation of Italy



UK Government